

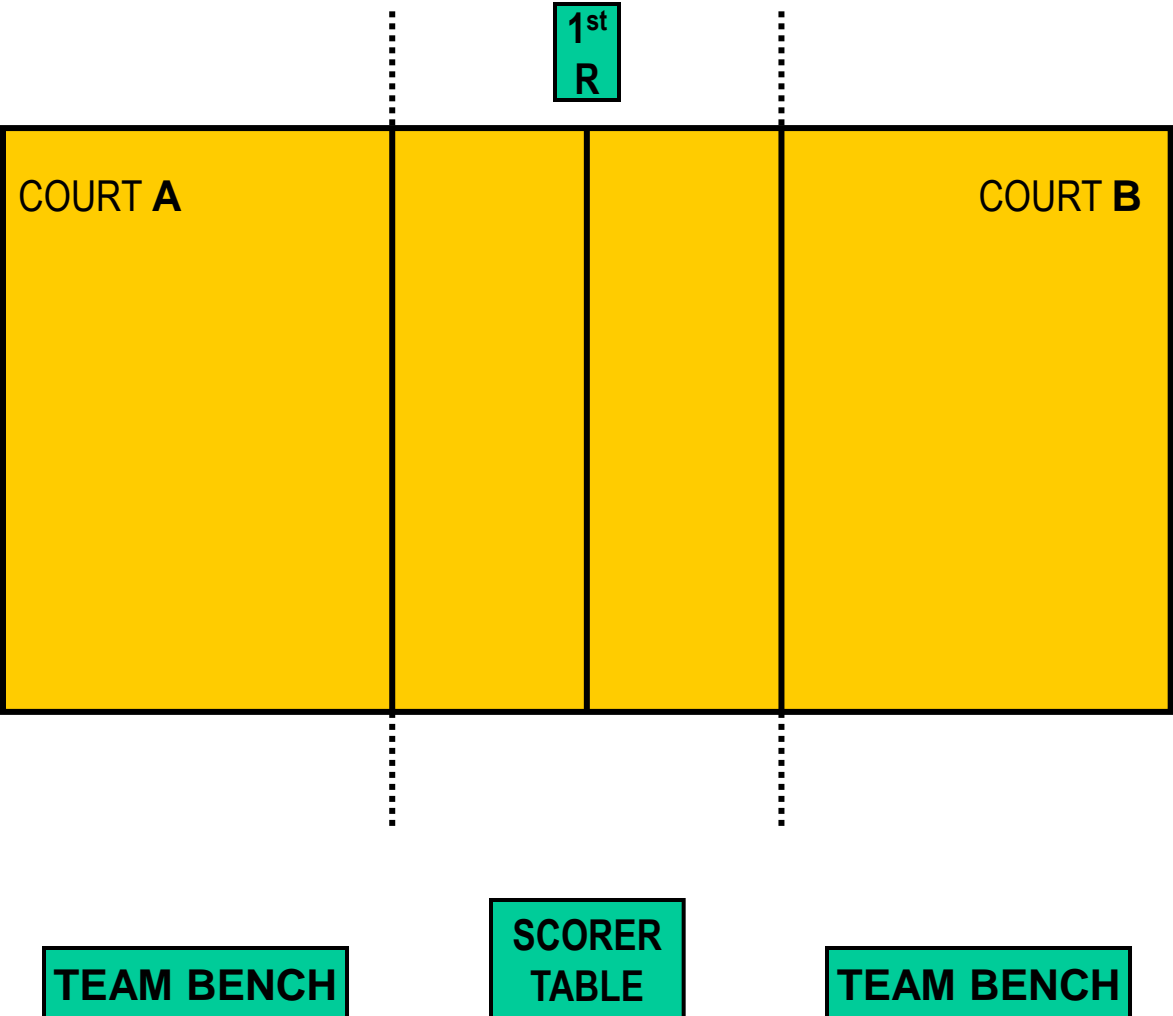
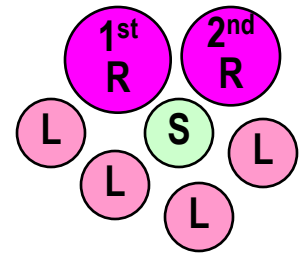
Official Match Protocol with playing of the National Anthems

Time	Description	Referees' action	Team's action
21 minutes before the START	Time for Entertainment		<ul style="list-style-type: none">• Team's warm-up with balls in the warm-up hall.• Teams cannot enter the playing area before the start of the official protocol.
20 minutes before the START		<ul style="list-style-type: none">• First and second referees check the height of the net and control the equipment.• The referees walk out the playing area, with the scorer and 4 line judges, to meet the players.	

MEETING
POINT A

20 minutes before the START:
Referees, scorer, 4 line judges and flag holders
walk out the playing area to the meeting point.

MEETING
POINT B



Time	Description	Court assistants action	Team's action
<p>19 minutes before the START</p>	<p>Marching-in of the ball retrievers (6) and moppers (8) in the longitudinal axe of the court to present themselves to the public.</p>	<p>The moppers (4) and ball retrievers (3) for each court walk in to respective court to line-up from the corners of the court A (7) & B (7) in accordance with the announcement by court DJ.</p>	<p>Both A and B teams are requested to line up at the corner outside the playing area (meeting point) with their head coach.</p>

MEETING POINT A

19 minutes before the START, marching-in of the Ball Retrievers (6) and Moppers (8)

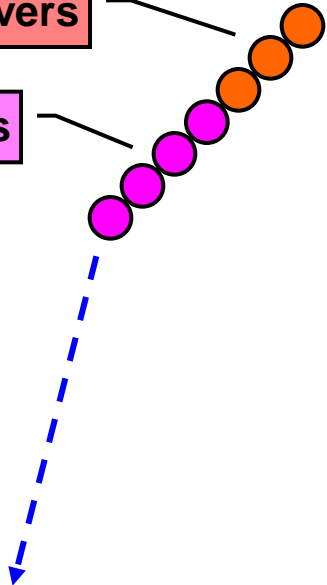
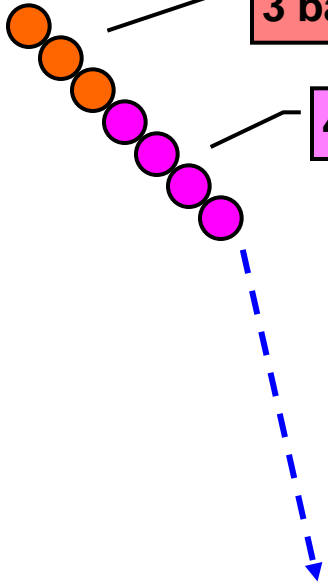
MEETING POINT B

3 ball retrievers

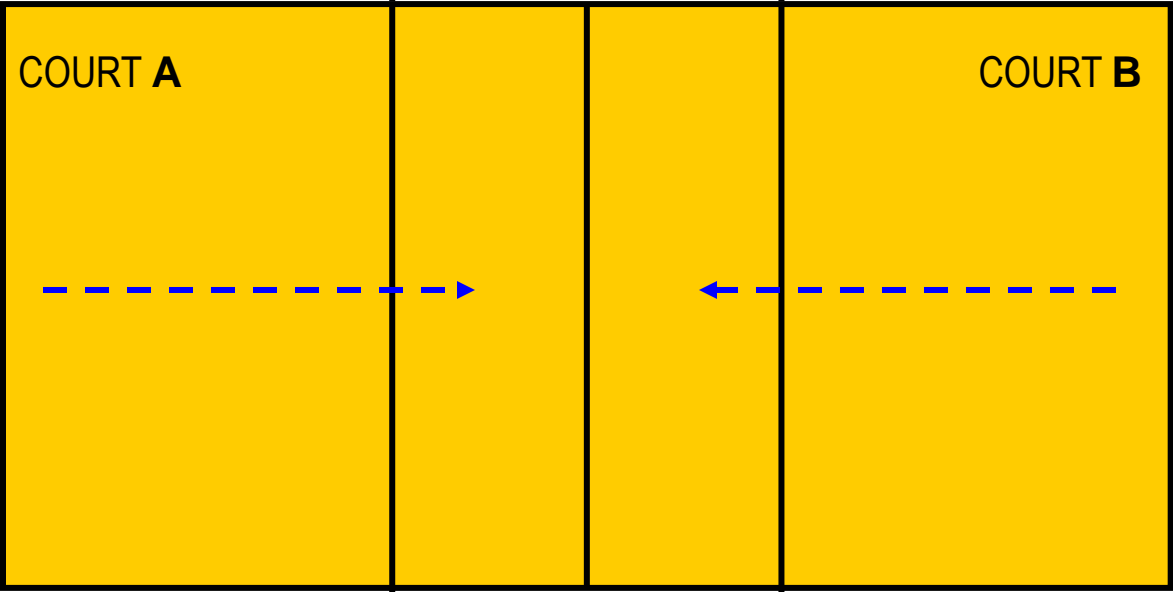
3 ball retrievers

4 moppers

4 moppers



1st
R



TEAM BENCH

SCORER
TABLE

TEAM BENCH

MEETING POINT A

19 minutes before the START

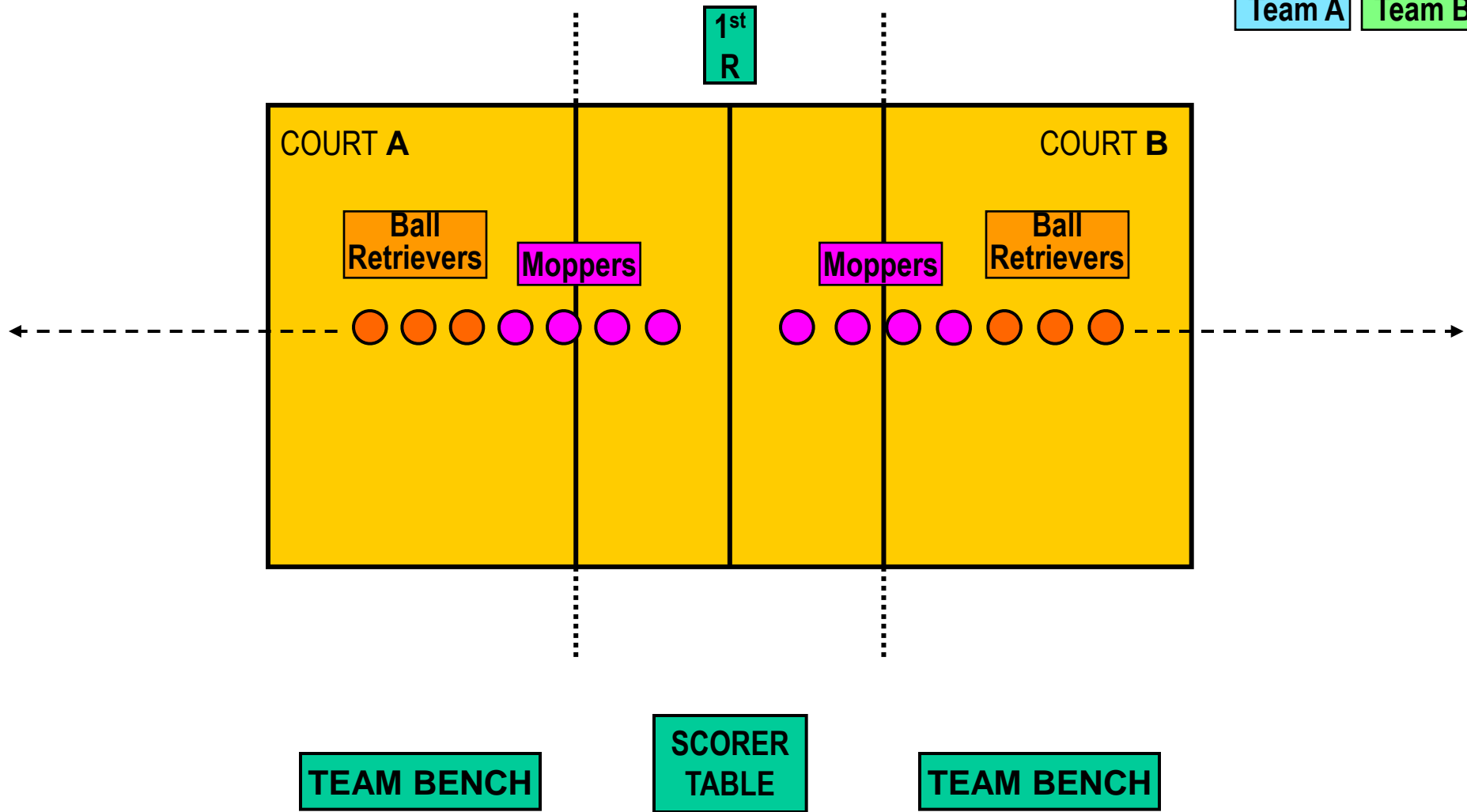
a) The **ball retrievers** and **moppers** present themselves to the public.

b) Both teams with the head coach are requested to line up at the corner outside the playing area.

MEETING POINT B

Players and head coach
Team A

Players and head coach
Team B



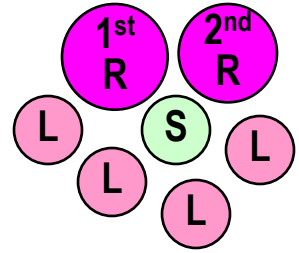
Time	Description	Referees' action	Team's action
<p style="text-align: center;">17 minutes before the START</p>	<p style="text-align: center;">Toss to choose service and court.</p>	<ul style="list-style-type: none"> • The two referee are at the corner outside the playing area (meeting point). • The coin toss follows after which the first referee ensures that the scorer is informed of the result of the toss. • After the toss, both referees wait in front of the teams, 2 and 2 line judges behind each referee. 	<ul style="list-style-type: none"> • After the toss, team captains and head coach sign the score-sheet, brought to them by the scorer and join the other players in line. • Then the team officials go to their respective bench. • The coach brings in any other equipment, which he/she places behind the bench of the team.

MEETING POINT A

17 minutes before the START: "Toss"

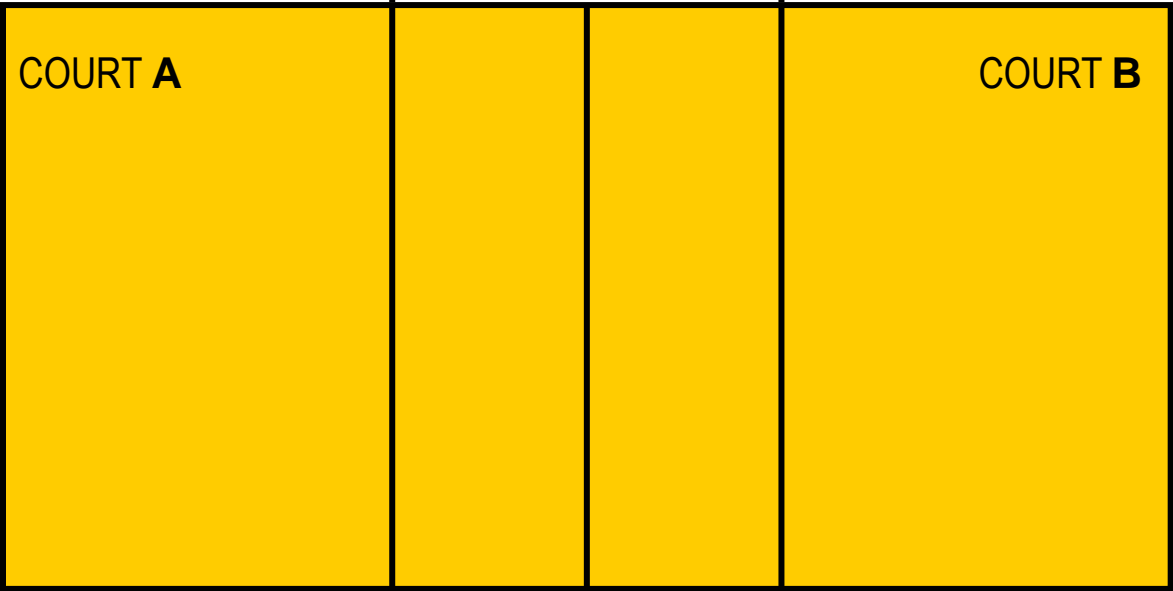
Players and head coach
Team A

MEETING POINT B



Players and head coach
Team B

1st
R



TEAM BENCH

SCORER TABLE

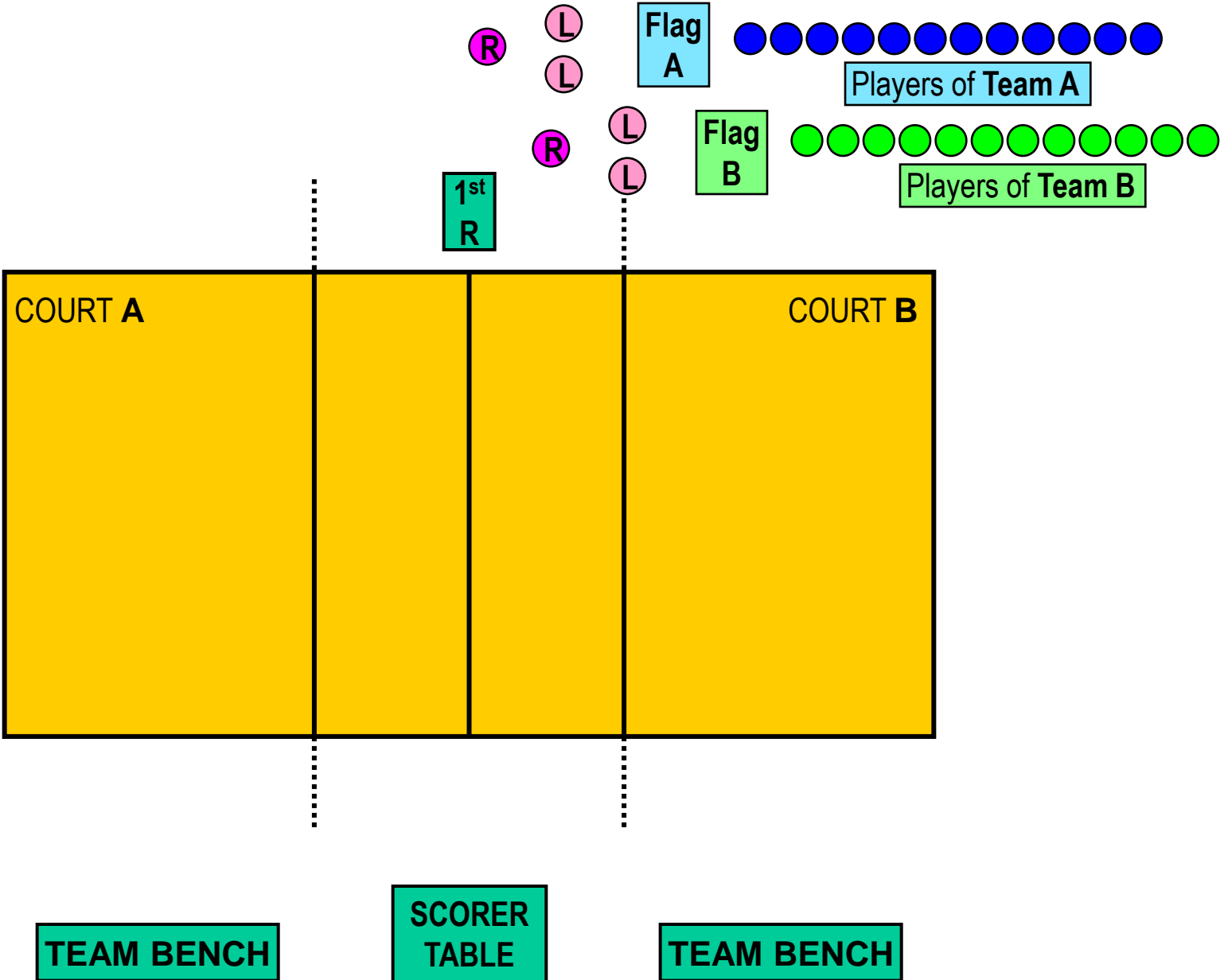
TEAM BENCH

Time	Description	Referees' action	Team's action
<p>15 minutes before the START</p>	<p>Referees, line judges, flag holders and teams enter the court and line-up.</p>	<ul style="list-style-type: none"> • The 1st referee walks in front of Team A. • The 2nd referee walks in front of Team B. 	<ul style="list-style-type: none"> • 2-2 line judges follow the referees and stand laterally in the middle of the court, perpendicularly and close to the net, facing the main TV camera located at the side of the jury's table. • National flags of each team lead the teams when they enter the playing area; teams keep walking until they make the longitudinal line on the court (facing the main TV camera and the scorers' table). • Flag holders line-up laterally in the middle court, one step before the middle of the team. • Teams wear the official playing uniforms.
<p>National anthems are played (45 sec each).</p>		<p>During the respective national anthem, flag holder raise the flag in a 45° angle.</p>	

MEETING
POINT A

15 minutes before the START, marching-in of the Referees, Line Judges, Flag Holders and Teams

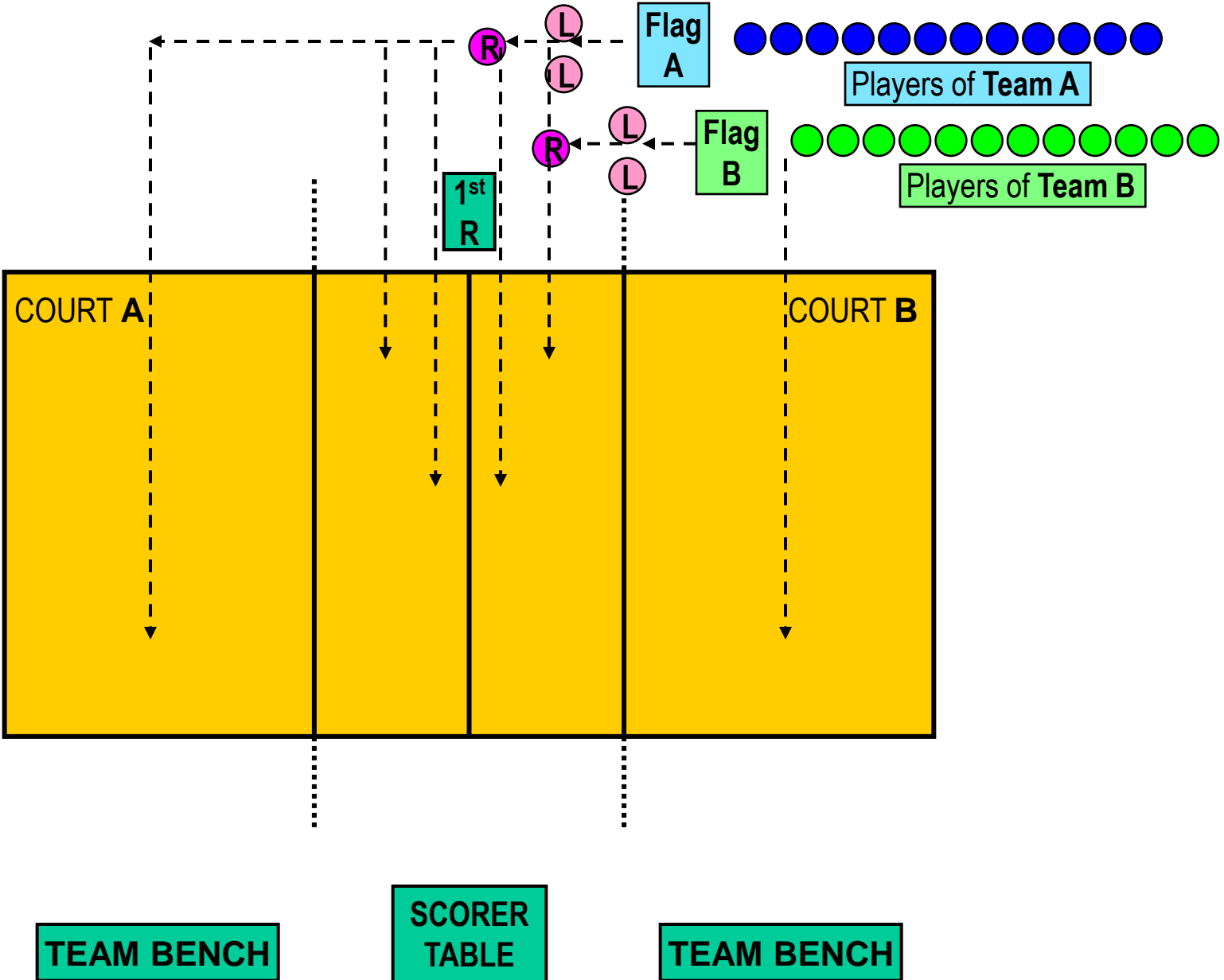
MEETING
POINT B



MEETING POINT A

15 minutes before the START, marching-in of the Referees, Line Judges, Flag Holders and Teams

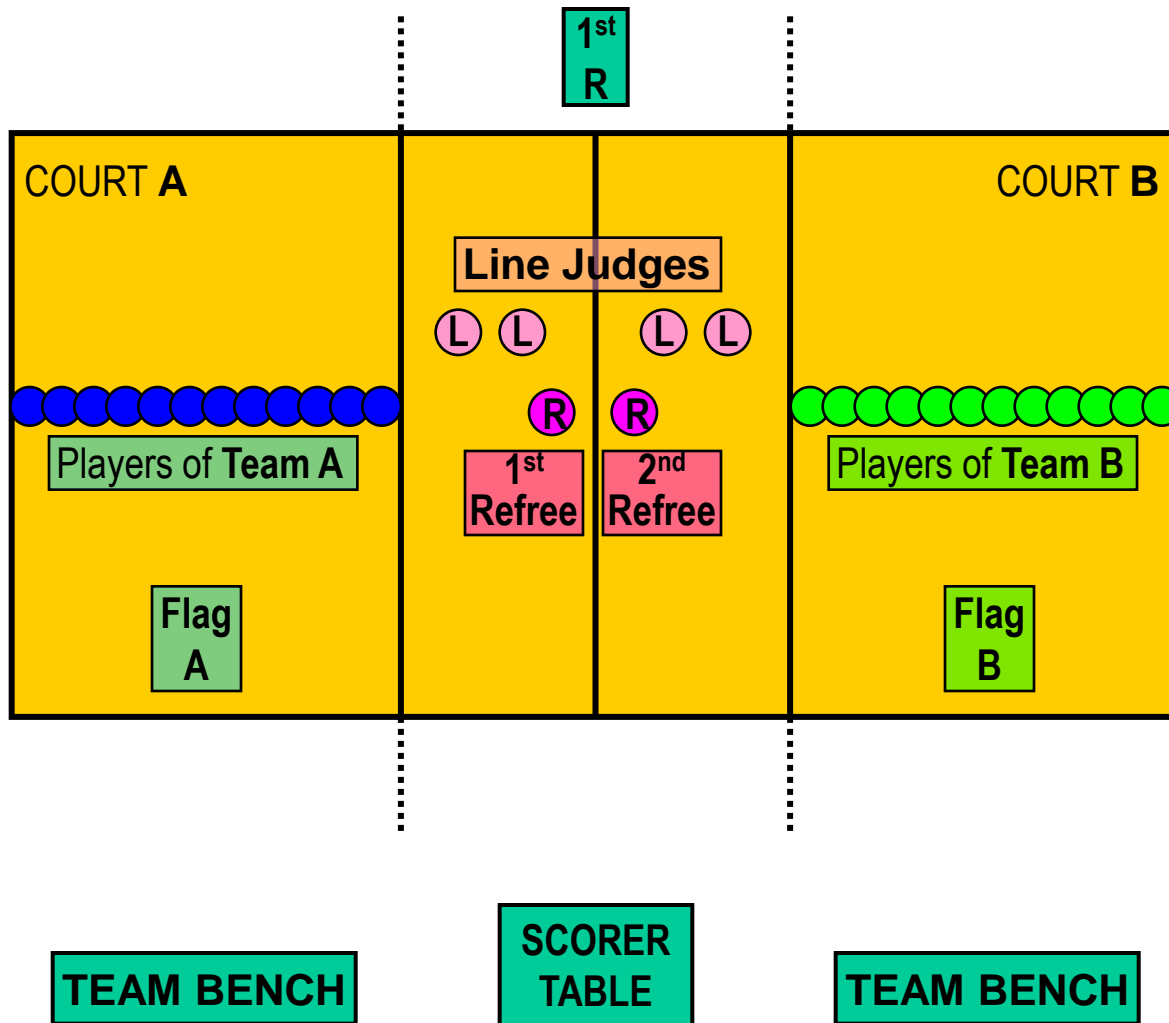
MEETING POINT B



MEETING
POINT A

15 minutes before the START, marching-in of the Referees, Line Judges, Flag Holders and Teams

MEETING
POINT B

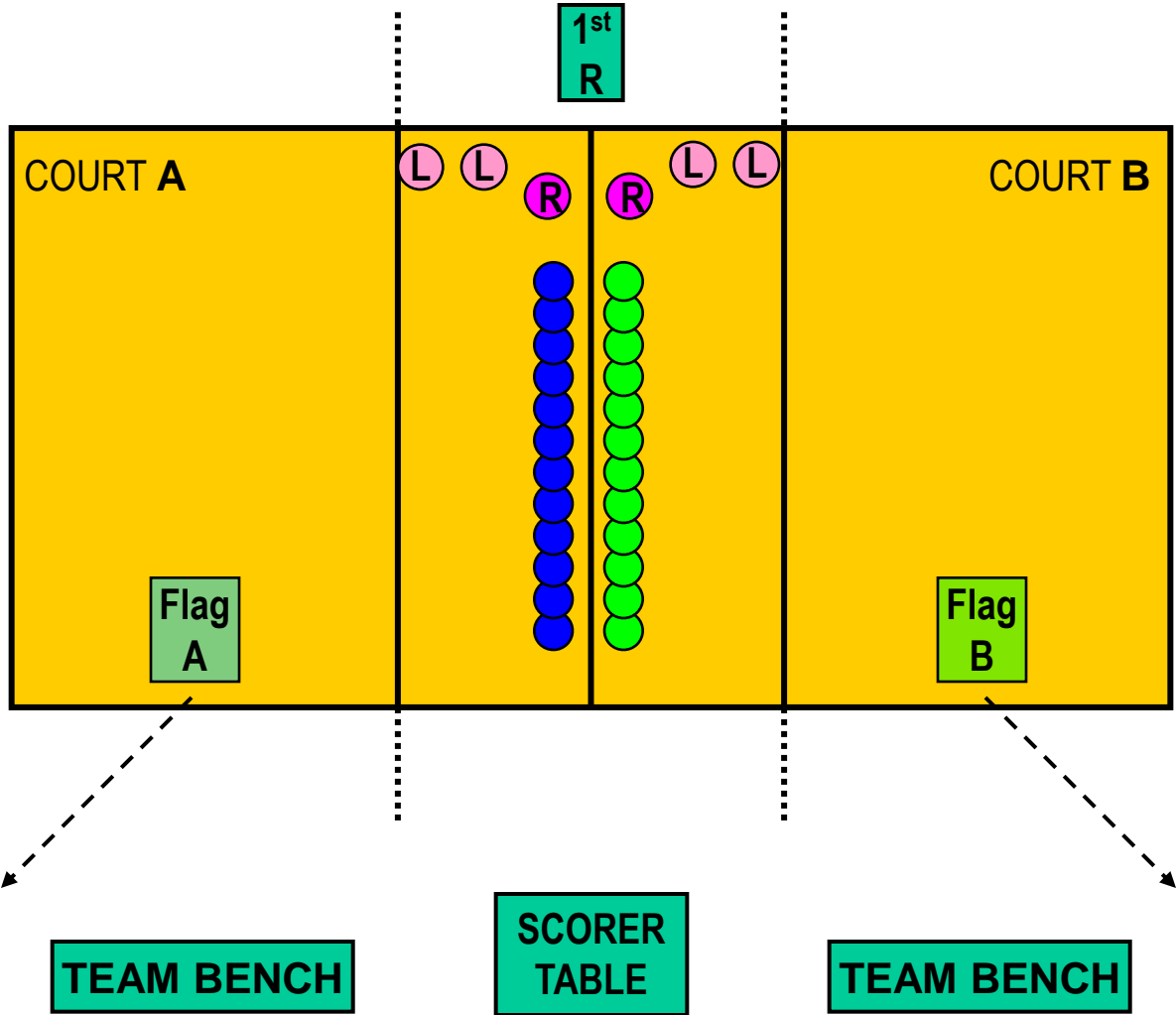


Time	Description	Referees' action	Team's action
<p style="text-align: center;">13 minutes before the START</p>	<p style="text-align: center;">Shake hands.</p> <p style="text-align: center;">Line-up sheet for the first set.</p>	<ul style="list-style-type: none"> • After the end of the anthems, the 1st referee immediately blows the whistle. • After the hand shake, the referees & line judges go to the scorer's table. • The 2nd referee must ensure that the coach of each team submits 3 copies of the line-up sheet for the 1st set. As for the line-up sheet, he/she must check if the Libero is marked or not. • The 2nd referee gives the line-up sheet to the scorer and the 2 copies immediately to the Game Jury President. • The Game Jury President is the only one entitled to transmit the line-up sheets to the TV broadcaster and to VIS representatives. 	<ul style="list-style-type: none"> • The players shake hands immediately after the first referee blows the whistle. • Flag holders march out to the scorers' table, carrying the flags. • After the hand shake, the teams go to their benches.

MEETING
POINT A

13 minutes before the **START**, Shake Hands
(after the end of the anthems)

MEETING
POINT B



Time	Description	Referees' action	Team's action
<p>12.30 minutes before the START</p>	<p>Official warm-up</p>	<ul style="list-style-type: none"> • The first referee blows his whistle to announce the start of the official warm-up at the net of both teams (10 minutes). • During the official warm-up, referees check the game balls, substitution cards (paddles) and all the necessary equipment for the game (score-sheet, buzzer, uniforms, etc.). • Referees give any necessary instruction to scorers, line judges, and court assistants. They must also inspect the reserve equipment. 	<ul style="list-style-type: none"> • Both teams A and B start their warm-up at the net (10 minutes). • Teams wear the official playing uniforms for the warm-up.

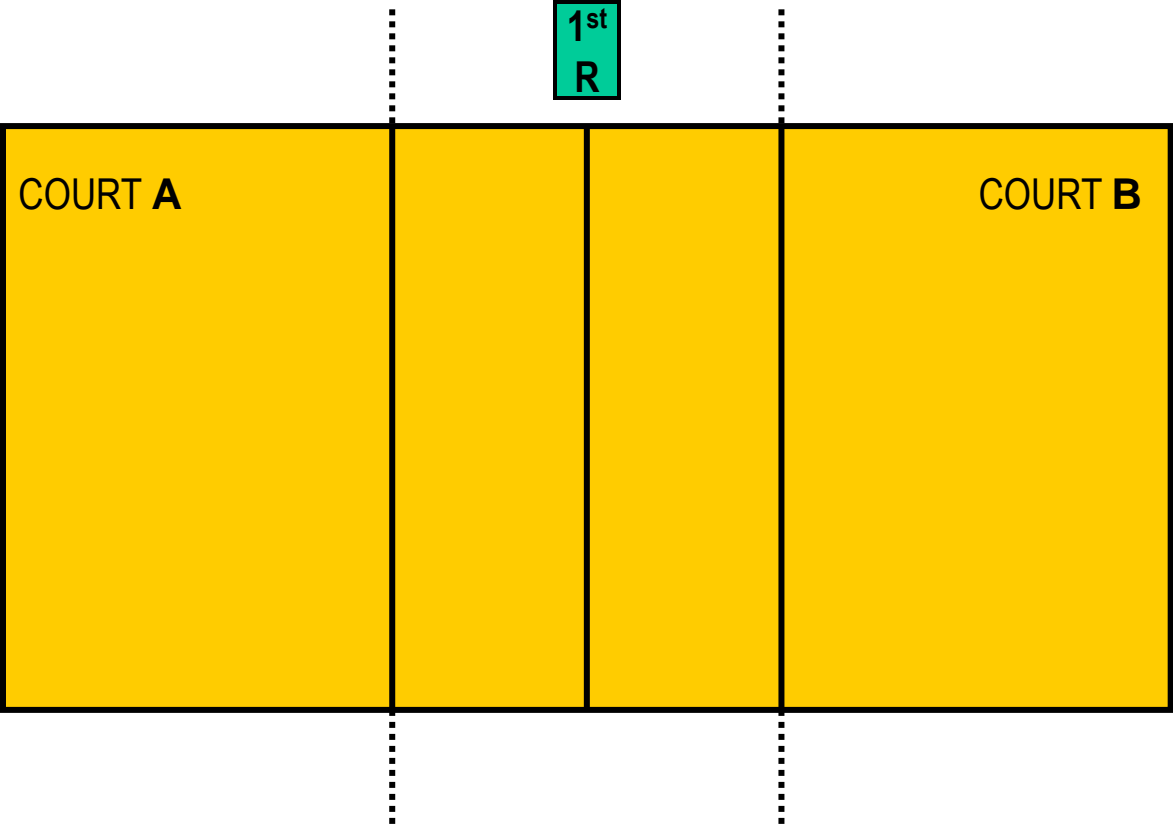
Time	Description	Referees' action	Team's action
<p>2.30 minutes before the START</p>	<p>End of the official warm-up.</p>	<ul style="list-style-type: none"> • The first referee whistle to announce the end of the official warm-up. • The two referees ask the Game Jury President for permission to start the match. 	<ul style="list-style-type: none"> • Players return to the benches at the end of the warm-up. • If players need to change their jerseys, they must leave the playing court area and return with little or no delay. • Team officials, 6 starting players and the Libero player sit on the bench while the other players stay in the warm-up area.

Time	Description	Referees' action	Team's action
<p>2.00 minutes before the START</p>	<p>First fanfare</p> <p>Presentation of referees</p>	<ul style="list-style-type: none"> • Both referees accompany the fanfare to the middle of the court, close to the net, facing the scorer's table after being introduced by the speaker. • The first referee goes to the referee's stand and the second referee goes to the front of the scorer's table. 	
	<p>Second fanfare</p> <p>Presentation of the starting players, Libero and head coach</p>		<ul style="list-style-type: none"> • At the announcement of their name, each starting player and the Libero enter the court waving hands. • Presentation <ul style="list-style-type: none"> - of the Libero, - of the head coach, - of the receiving team likewise. • The reserve players will be presented as they enter the match as substitutes.

Time	Description	Referees' action	Team's action
<p>Just after presentation of starting players and coach.</p>		<p>The second referee distributes two match balls and check the players' standing position, comparing them to those on their respective line-up sheet. He/she asks the scorer if he/she has also finished checking and is ready to start.</p>	
<p>0.0 minutes to START</p>		<p>At the start of the match, the first referee blows the whistle authorising the first service.</p>	

MEETING
POINT **A**

MEETING
POINT **B**



1st
R

COURT **A**

COURT **B**

TEAM BENCH

SCORER
TABLE

TEAM BENCH